





District Health Assessment for Multiple District 107 through December 2025

		Clubs							Membership							Member Strength		Cancellation		Reports			Finance	Leadership			
District Name	Status/ Number of Months in Status *	Active Clubs	Clubs in Status Quo	Total Clubs	% Status Quo Clubs in Financial Suspension	New Clubs	Cancelled Clubs	YTD Net Club Gain/Loss	Current Members In Active Clubs	Current Members In Status Quo Clubs	Current Total Members Count	YTD Add	YTD Drop	YTD NetGrowth (includes Active and Status Quo)	YTD NetGrowth% (includes Active and Status Quo)	Member Count 12 Months Ago	Average Member Count Per Club	% of Clubs with less than 20 members	Average Cancelled Club Age	Members Lost Due to Cancelled Clubs	% of Clubs Reporting Service	% No MMR in 3 Months	% No Officer Report in 12 months	% of Clubs with balance 90+ days	Number of Zone Chairs Recorded	Number of Region Chairs Recorded	District Officers Vacancies **
107 A		69	0	69	0%	0	3	-3	1640	0	1640	35	71	-36	-2.15%	1,711	24	35%	52	13	58%	32%	0%	1%	14	4	
107 B	T(24)	41	0	41	0%	0	0	0	779	0	779	31	30	1	0.13%	792	19	56%	0	0	49%	34%	0%	12%	7	3	
107 C		73	0	73	0%	0	1	-1	1711	0	1711	67	55	12	0.71%	1,753	23	30%	49	0	81%	29%	0%	4%	11	0	
107 D	T(20)	49	0	49	0%	0	1	-1	1125	0	1125	31	36	-5	-0.44%	1,180	23	43%	49	0	65%	31%	0%	4%	9	0	
107 E		65	0	65	0%	0	1	-1	1353	0	1353	28	32	-4	-0.29%	1,394	21	45%	32	0	62%	42%	0%	2%	11	0	
107 F	T(2)	54	0	54	0%	0	2	-2	1249	0	1249	25	46	-21	-1.65%	1,293	23	37%	10	20	44%	43%	0%	0%	9	4	
107 G	T(24)	47	0	47	0%	0	1	-1	891	0	891	19	39	-20	-2.20%	922	19	55%	61	1	55%	43%	2%	6%	0	0	2nd VDG
107 H	T(24)	39	0	39	0%	0	0	0	938	0	938	40	32	8	0.86%	961	24	31%	0	0	100%	21%	0%	0%	8	0	
107 I	T(24)	44	0	44	0%	0	0	0	831	0	831	33	23	10	1.22%	832	19	57%	0	0	57%	45%	0%	7%	7	3	
107 K	T(24)	37	0	37	0%	0	0	0	856	0	856	19	22	-3	-0.35%	889	23	30%	0	0	78%	41%	3%	8%	3	2	
107 L	T(24)	33	0	33	0%	0	1	-1	750	0	750	24	54	-30	-3.85%	782	23	45%	60	0	79%	21%	0%	0%	7	1	
107 M	T(8)	54	0	54	0%	0	0	0	1233	0	1233	27	42	-15	-1.20%	1,238	23	39%	0	0	70%	41%	0%	2%	11	4	
107 N		66	0	66	0%	0	0	0	1312	0	1312	31	32	-1	-0.08%	1,332	20	58%	0	0	65%	44%	0%	3%	11	0	
107 O	T(24)	47	0	47	0%	0	2	-2	849	0	849	43	49	-6	-0.70%	870	18	57%	36	18	81%	40%	0%	9%	12	0	
		718	0	718	0%	0	12	-12	15517	0	15517	453	563	-110	-0.70%	15,949	22	44%	42	52	67%	36%	0%	4%	120	21	




District Health Assessment for Multiple District 107 through December 2025

		Clubs							Membership							Member Strength		Cancellation		Reports			Finance		Leadership		
District Name	Status/ Number of Months in Status *	Active Clubs	Clubs in Status Quo	Total Clubs	% Status Quo Clubs in Financial Suspension	New Clubs	Cancelled Clubs	YTD Net Club Gain/Loss	Current Members In Active Clubs	Current Members In Status Quo Clubs	Current Total Members Count	YTD Add	YTD Drop	YTD NetGrowth (includes Active and Status Quo)	YTD NetGrowth% (includes Active and Status Quo)	Member Count 12 Months Ago	Average Member Count Per Club	% of Clubs with less than 20 members	Average Cancelled Club Age	Members Lost Due to Cancelled Clubs	% of Clubs Reporting Service	% No MMR in 3 Months	% No Officer Report in 12 months	% of Clubs with balance 90+ days	Number of Zone Chairs Recorded	Number of Region Chairs Recorded	District Officers Vacancies **
109 A	T(24)	44	0	44	0%	0	0	0	1047	0	1047	16	26	-10	-0.95%	1,058	24	48%	0	0	36%	36%	0%	0%	7	0	GST
109 B	T(24)	28	0	28	0%	0	1	-1	631	0	631	15	15	0	0.00%	650	23	32%	31	1	54%	39%	0%	4%	0	0	2nd VDG, GLT
		72	0	72	0%	0	1	-1	1678	0	1678	31	41	-10	-0.59%	1,708	23	42%	31	1	43%	38%	0%	1%	7	0	




District Health Assessment for District 120 through December 2025

		Clubs							Membership							Member Strength		Cancellation		Reports			Finance	Leadership			
District Name	Status/ Number of Months in Status *	Active Clubs	Clubs in Status Quo	Total Clubs	% Status Quo Clubs in Financial Suspension	New Clubs	Cancelled Clubs	YTD Net Club Gain/ Loss	Current Members In Active Clubs	Current Members In Status Quo Clubs	Current Total Members Count	YTD Add	YTD Drop	YTD NetGrowth (includes Active and Status Quo)	YTD NetGrowth% (includes Active and Status Quo)	Member Count 12 Months Ago	Average Member Count Per Club	% of Clubs with less than 20 members	Average Cancelled Club Age	Members Lost Due to Cancelled Clubs	% of Clubs Reporting Service	% No MMR in 3 Months	% No Officer Report in 12 months	% of Clubs with balance 90+ days	Number of Zone Chairs Recorded	Number of Region Chairs Recorded	District Officers Vacancies **
120	T(24)	55	0	55	0%	0	2	-2	1005	0	1005	24	35	-11	-1.08%	1,059	18	53%	32	0	15%	47%	0%	5%	0	0	
		55	0	55	0%	0	2	-2	1005	0	1005	24	35	-11	-1.08%	1,059	18	53%	32	0	15%	47%	0%	5%	0	0	



District Health Assessment for District 131 through December 2025

		Clubs							Membership							Member Strength		Cancellation		Reports			Finance	Leadership			
District Name	Status/ Number of Months in Status *	Active Clubs	Clubs in Status Quo	Total Clubs	% Status Quo in Financial Suspension	New Clubs	Cancelled Clubs	YTD Net Club Gain/Loss	Current Members In Active Clubs	Current Members In Status Quo Clubs	Current Total Members Count	YTD Add	YTD Drop	YTD NetGrowth (includes Active and Status Quo)	YTD NetGrowth% (includes Active and Status Quo)	Member Count 12 Months Ago	Average Member Count Per Club	% of Clubs with less than 20 members	Average Cancelled Club Age	Members Lost Due to Cancelled Clubs	% of Clubs Reporting Service	% No MMR in 3 Months	% No Officer Report in 12 months	% of Clubs with balance 90+ days	Number of Zone Chairs Recorded	Number of Region Chairs Recorded	District Officers Vacancies **
131	P	37	0	37	0%	0	0	0	742	0	742	28	25	3	0.41%	721	20	49%	0	0	43%	41%	11%	0%	0	0	
		37	0	37	0%	0	0	0	742	0	742	28	25	3	0.41%	721	20	49%	0	0	43%	41%	11%	0%	0	0	



District Health Assessment for Ident 5891 - REP OF LATVIA - UND through December 2025

Status/ District Name Number of Months in Status *		Clubs							Membership							Member Strength		Cancellation		Reports			Finance		Leadership		
		Active Clubs	Clubs in Status Quo	Total Clubs	% Status Quo Clubs in Financial Suspension	New Clubs	Cancelled Clubs	YTD Net Club Gain/Loss	Current Members In Active Clubs	Current Members In Status Quo Clubs	Current Total Members Count	YTD Add	YTD Drop	YTD NetGrowth (includes Active and Status Quo)	YTD NetGrowth% (includes Active and Status Quo)	Member Count 12 Months Ago	Average Member Count Per Club	% of Clubs with less than 20 members	Average Cancelled Club Age	Members Lost Due to Cancelled Clubs	% of Clubs Reporting Service	% No MMR in 3 Months	% No Officer Report in 12 months	% of Clubs with balance 90+ days	Number of Zone Chairs Recorded	Number of Region Chairs Recorded	District Officers Vacancies **
Ident 5891 - REP OF LATVIA		2	0	2	0%	0	1	-1	15	0	15	0	6	-6	-28.57%	20	8	100%	7	6	0%	100%	0%	0%	0	0	
		2	0	2	0%	0	1	-1	15	0	15	0	6	-6	-28.57%	20	8	100%	7	6	0%	100%	0%	0%	0	0	

\* - District Status: P - Provisional, T - Transitional.  
\*\* - District Officers Vacancies: DG - District Governor, 1st VDG - First Vice District Governor, 2nd VDG - Second Vice District Governor.